
Private Pension Administrator – Morningstar Interactive Web Tools

MORNINGSTAR[®]

Tool Details

Morningstar Tools Overview

- **Screener**
- **Quickrank**
- **Fund Report**
- **Fund Compare**
- **Interactive Chart**

Fund Screener (Advanced Search)

Click SEARCH to view All funds or set your filters and click SEARCH to view the results.

Advanced searches with more criteria as well as rank and sort results and evaluate funds using different data views.



Fund Screener
Morningstar Tools

Fund Type Total Results: 0

Fund Company

Morningstar® Category

Enter name, ISIN or ticker

Fund Performance

Return %


YTD	>	<input type="text" value="Please select..."/> <input type="button" value="v"/>	<input type="text"/>
1 Year	>	<input type="text" value="Please select..."/> <input type="button" value="v"/>	<input type="text"/>
3 Year	>	<input type="text" value="Please select..."/> <input type="button" value="v"/>	<input type="text"/>
5 Year	>	<input type="text" value="Please select..."/> <input type="button" value="v"/>	<input type="text"/>
10 Year	>	<input type="text" value="Please select..."/> <input type="button" value="v"/>	<input type="text"/>

Fund Fees and Purchase Details

Max Total Expense Ratio

Max Initial Sales Charge <=

In the RETURN section, you can select SPECIFIC VALUE in the drop down to type in the return % to filter by.



Return %

YTD	>	<input type="text" value="Specific value"/> <input type="button" value="v"/>	<input type="text" value="5"/>
1 Year	>	<input type="text" value="Specific value"/> <input type="button" value="v"/>	<input type="text"/>
3 Year	>	<input type="text" value="Specific value"/> <input type="button" value="v"/>	<input type="text"/>
5 Year	>	<input type="text" value="Specific value"/> <input type="button" value="v"/>	<input type="text"/>

Fund Quickrank (Quick Search)

Search with a few simple filters: Source of fund, Morningstar Category, Malaysia PRS Categories or Enter Fundname
Click SEARCH and the results are displayed below.

Fund Quickrank Morningstar Tools

All Companies All Morningstar® Categories

Malaysia PRS Categories Enter name, ISIN or tid

NAV | Performance | Fees | **Calendar Year**

Compare Add to Charting Tool

Name	Morningstar® Category	Malaysia PRS Category	Last Close	Last Price Date
<input type="checkbox"/> AIA PAM-Conservative Fund	Cautious Allocation	Core (Conservative)	1.0201 MYR	08/05/2014
<input type="checkbox"/> AIA PAM-Growth Fund	Aggressive Allocation	Core (Growth)	1.0437 MYR	07/05/2014
<input type="checkbox"/> AIA PAM-Islamic Moderate Fund	Moderate Allocation	Balanced	1.0629 MYR	08/05/2014
<input type="checkbox"/> AIA PAM-Moderate Fund	Moderate Allocation	Core (Moderate)	1.0425 MYR	07/05/2014
<input type="checkbox"/> AmPRS - Conservative Fund - Class D	Cautious Allocation	Core (Conservative)	0.5073 MYR	08/05/2014
<input type="checkbox"/> AmPRS - Conservative Fund - Class I	Cautious Allocation	Core (Conservative)	0.5074 MYR	08/05/2014
<input type="checkbox"/> RHB Retirement Series - Growth Fund	Aggressive Allocation	Core (Growth)	0.5710 MYR	08/05/2014
<input type="checkbox"/> RHB Retirement Series - Moderate Fund	Moderate Allocation	Core (Moderate)	0.5427 MYR	08/05/2014

Total Results: 72 View: 20 per page | 50 per page | 100 per page 1-72 of 72 [First](#) | [Previous](#) | [Next](#) | [Last](#)

Total Approved PRS Funds = 44

Link to other Tools

Click Tabs to view

- ▶ Snapshot: Morningstar Category, Latest Price
- ▶ Performance: YTD Return, 6 month Return
- ▶ Fees: Initial Sales Charge (Max), Management Fee (Max)
- ▶ Calendar Year: latest Calendar Year return

N/A = Not Available

© Copyright 2014 Morningstar. All Rights Reserved. Please read our Terms of Use and Privacy. Legal Information: The information, data, analyses and opinions contained herein (1) include the confidential and proprietary information of Morningstar Asia Limited (2) may not be copied or redistributed, (3) do not constitute investment advice offered by Morningstar Asia Limited, (4) are provided solely for informational purposes (5) are not warranted to be correct, complete, accurate or timely and the date of data published may vary from fund to fund. Morningstar Asia Limited shall not be responsible for any trading decisions, damages or other losses resulting from or related to this information, data.

View 20, 50 or 100 results per page

Fund Quickrank

Search results are displayed in the Quickrank function with multiple tabs displaying additional info

Shortcut to Fund Compare and Interactive Chart tools

Link to other Tools

The screenshot shows the 'Fund Quickrank' interface. At the top, there are search filters: 'All Companies', 'All Morningstar® Categories', and 'Malaysia PRS Categories'. A search box contains the text 'Enter name, ISIN or tid'. Below the filters are tabs for 'NAV', 'Performance', 'Fees', and 'Calendar Year'. A 'Morningstar Tools' dropdown menu is in the top right. Below the tabs are checkboxes for 'Compare' and 'Add to Charting Tool'. The main area displays a table of fund results.

Name ↕	Morningstar® Category ↕	Malaysia PRS Category ↕	Last Close	Last Price Date ↕
<input type="checkbox"/> AIA PAM-Conservative Fund	Cautious Allocation	Core (Conservative)	1.0201 MYR	08/05/2014
<input type="checkbox"/> AIA PAM-Growth Fund	Aggressive Allocation	Core (Growth)	1.0437 MYR	07/05/2014

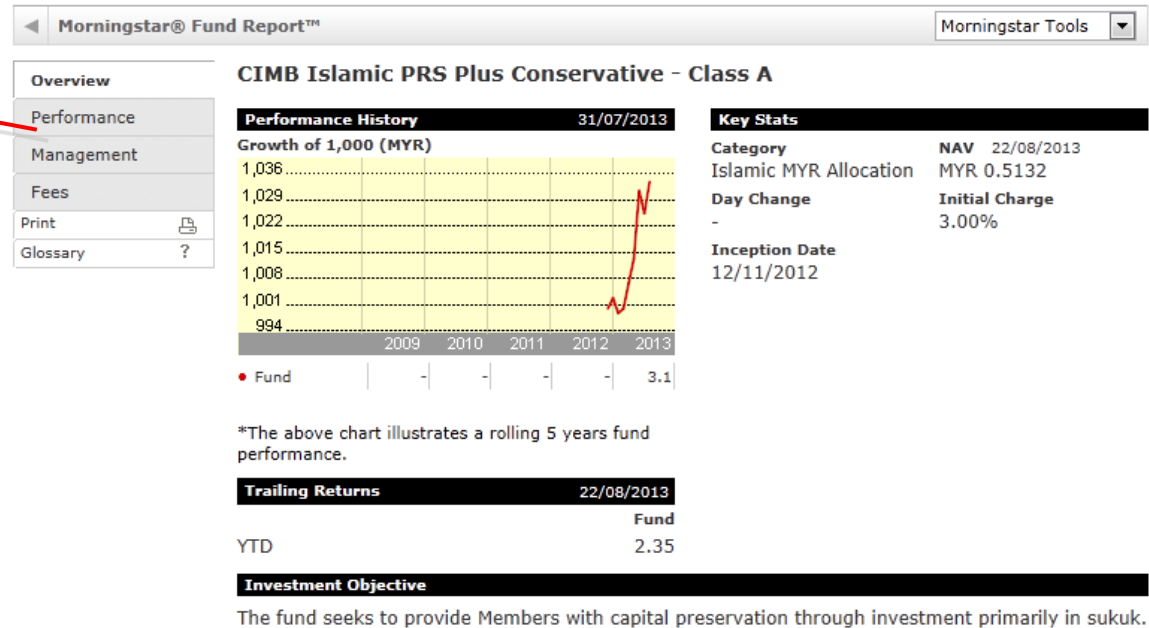
Click an fund Name to view its Fund Report

Click the Up Down Arrows to rank the results in ascending or descending order

Fund Report

Fund Reports in HTML format displaying information on Performance, Risk and Ratings, Portfolio, Management information and Fees

Click different tab to navigate on different sections



Fund Compare

Fund Compare allows a user to compare up to 5 funds in a side-by-side format. Views can be collapsed and expanded within the tool to allow for easier reading.

Fund Quickrank Morningstar Tools

All Companies All Morningstar® Categories
 Malaysia PRS Categories Enter name, ISIN or tid **Search**

NAV Performance Fees Calendar Year

Compare Add to Charting Tool

Name Morningstar® Category Malaysia PRS Category

AIA PAM-Conservative Fund Cautious Allocation Core (Conservative)
 AIA PAM-Growth Fund Aggressive Allocation Core (Growth)
 AIA PAM-Islamic Moderate Fund Moderate Allocation Balanced

Fund Compare Morningstar Tools

Choose Funds

Welcome to Morningstar's Fund Compare. Type the name of a fund in the fields on the right or press the lookup button.

AmPRS - Conservative Fund - Class I AIA PAM-Moderate Fund Enter name or ISIN Enter name or ISIN Enter name or ISIN

→ full report → full report

Key Statistics

Inception Date	8 Apr 13	16 May 13			
Performance As of 23 Aug 13 As of 23 Aug 13					
Fund	3%				
Annualised	2%				
	1%				
	0%				
If greater than 1-Yr	-1%				
	-2%				
	-3%				

Trailing Returns 3Y ann. YTD 3Y ann. YTD

% Rank (Rel to Cat)	-	-	-	-
Total Return	-	-	-	-

This is the total return percentile rank within each Morningstar Category. Please refer to "Percentile Rank in Category" of Glossary

Fund Compare

By opening the drop down search tool via the magnifying glass icon. The drop down search tool allows the user to then search by filtering on a number of criteria.

The screenshot displays the Morningstar Fund Compare tool. At the top, there is a 'Fund Compare' header and a 'Morningstar Tools' dropdown menu. Below this is the 'Choose Funds' section, which includes a welcome message and a search box. A red arrow points to a magnifying glass icon on the right side of the search box, which has opened a dropdown menu.

The dropdown menu shows filters for 'All Companies' and 'All Morningstar® Categories'. Below these are search criteria: 'Name', 'Fund', 'Annualised', and 'If greater than 1-Yr'. A list of funds is displayed, including AIA PAM-Conservative Fund, AIA PAM-Growth Fund, AIA PAM-Islamic Moderate Fund, AIA PAM-Moderate Fund, AmPRS - Conservative Fund - Class D, AmPRS - Conservative Fund - Class I, AmPRS - Growth Fund - Class D, AmPRS - Growth Fund - Class I, AmPRS - Moderate Fund - Class D, and AmPRS - Moderate Fund - Class I. The list is paginated, showing '1-20 of 59' results with 'First', 'Previous', 'Next', and 'Last' navigation options.

The main interface shows a table of fund performance data. The table has columns for '12 Nov 12', '12 Nov 12', 'Aug 13', 'As of 23 Aug 13', and 'As of 23 Aug 13'. The rows include 'Key Statistics', 'Performance', 'Trailing Returns', and 'Total Return'. The 'Total Return' row shows values of -0.84, -, 1.95, -, and 0.98 for the respective columns.

	12 Nov 12	12 Nov 12	Aug 13	As of 23 Aug 13	As of 23 Aug 13
Key Statistics					
Inception Date	12 Nov 12	12 Nov 12			
Performance					
Fund					
Annualised					
If greater than 1-Yr					
Trailing Returns					
% Rank (Rel to Cat)					
Total Return	YTD	3Y ann.	YTD	3Y ann.	YTD
	-0.84	-	1.95	-	0.98

Interactive Price Chart

Enter the Chart tool by selecting checkbox on fund and clicking the shortcut button

The screenshot displays the Morningstar Fund Quickrank interface. At the top, there are search filters for 'All Companies', 'All Morningstar® Categories', and 'Malaysia PRS Categories'. Below these are tabs for 'NAV', 'Performance', 'Fees', and 'Calendar Year'. A red box highlights the 'Add to Charting Tool' checkbox, with a red arrow pointing to the 'Interactive Chart' window.

The 'Interactive Chart' window shows a line chart comparing two funds: CIMB Islamic PRS Plus AsPac Ex Jap Eq A (blue line) and AmPRS - Conservative I (green line). The chart displays performance from February 2013 to August 2013. The y-axis represents the return percentage, ranging from 9.0k to 10.0k. The x-axis shows the months from April to August 2013. The CIMB fund shows a significant peak in early 2013 followed by a sharp decline, while the AmPRS fund remains relatively stable.

Name	Morningstar® Category	Malaysia PRS Category	Return %
<input type="checkbox"/> AIA PAM-Conservative Fund	Cautious Allocation	Core (Conservative)	0.6
<input type="checkbox"/> AIA PAM-Growth Fund	Aggressive Allocation	Core (Growth)	0.4
<input type="checkbox"/> AIA PAM-Islamic Moderate Fund	Moderate Allocation	Balanced	1.4
<input type="checkbox"/> AIA PAM-Moderate Fund	Moderate Allocation	Core (Moderate)	0.8

Interactive Price Chart

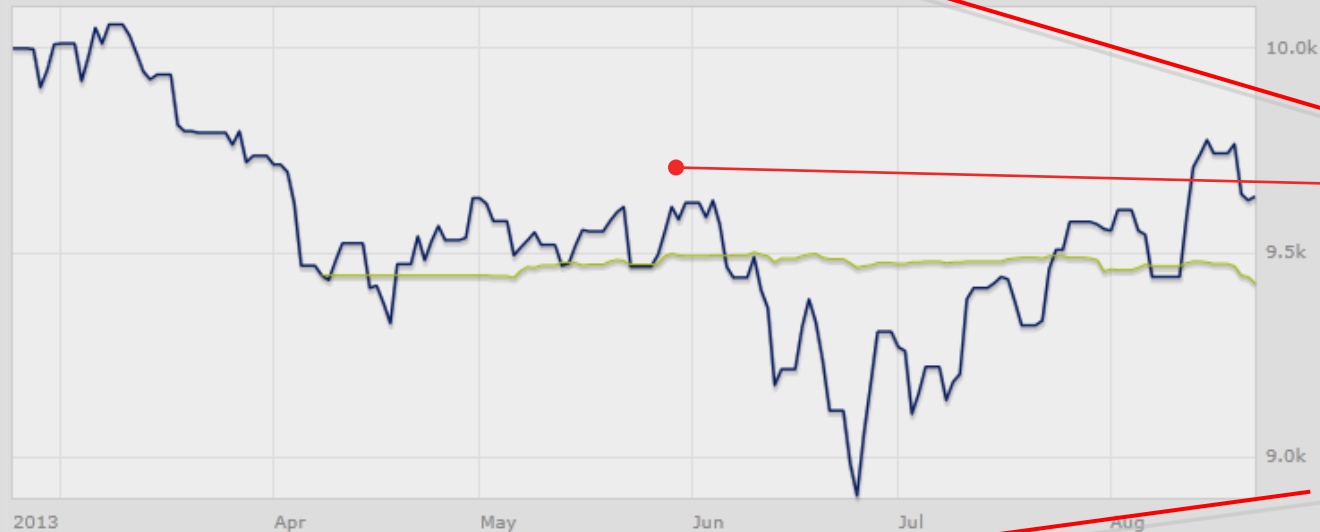
To compare with another fund on the chart, type in the fund name and Click COMPARE

This shows the latest update date.

Growth Chart (MYR) 2013-08-22

■ CIMB Islamic PRS Plus AsPac Ex Jap Eq A : 9,637.71

■ AmPRS - Conservative I : 9,425.99




Rollover the line chart to dynamically display the data above

Type in Time Scale

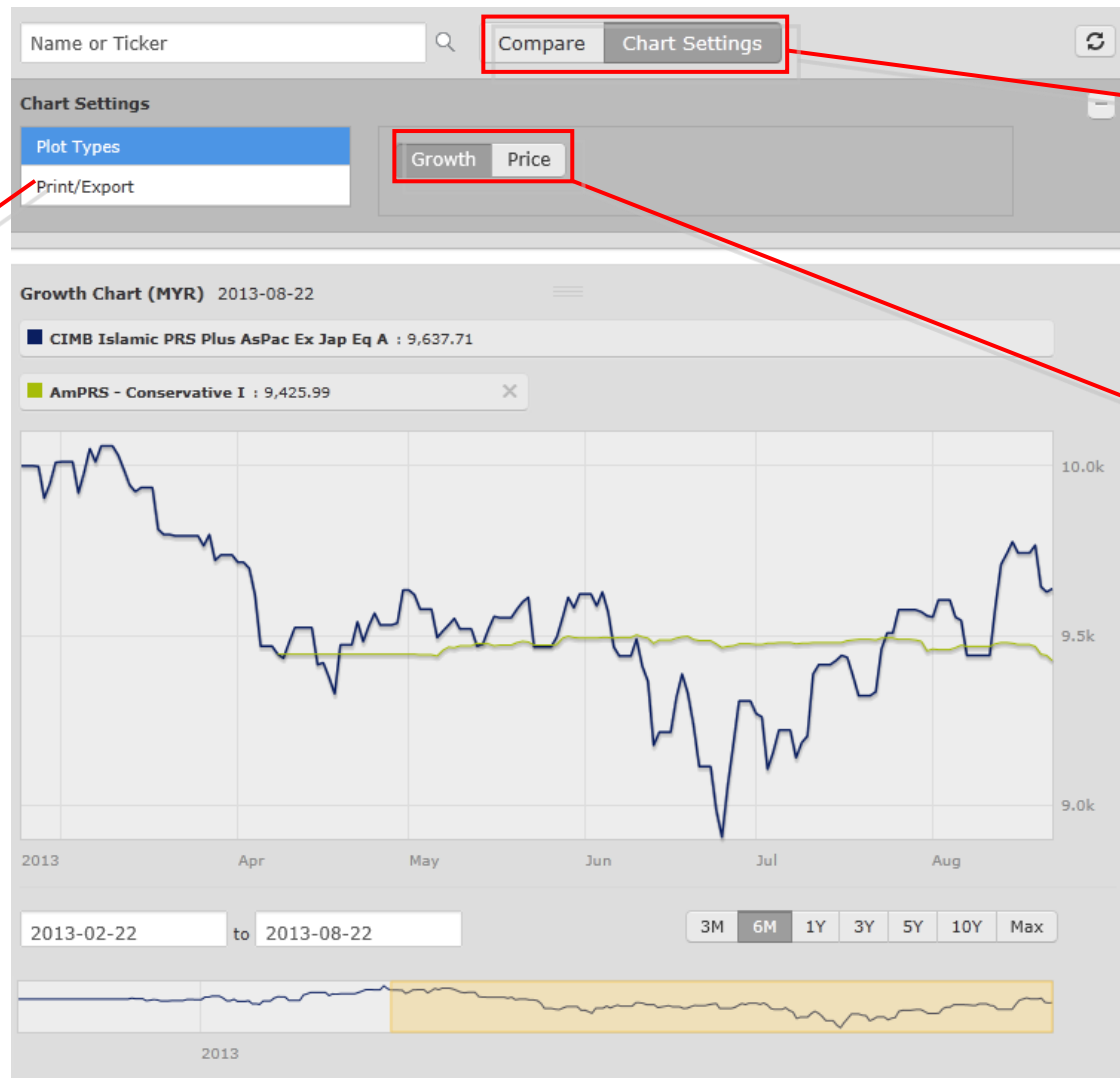
2013-02-22 to 2013-08-22

3M 6M 1Y 3Y 5Y 10Y Max

Click to select time period and the Chart changes dynamically



Interactive Price Chart



Click this button to change chart settings

Click GROWTH to show Growth 10K Chart.
Click PRICE to show Price Chart

Print friendly output

MORNINGSTAR®